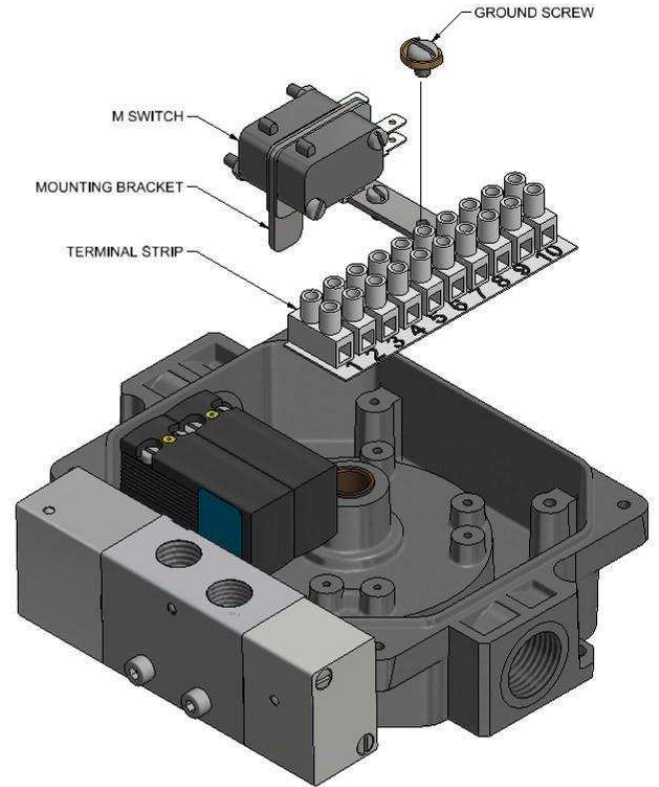
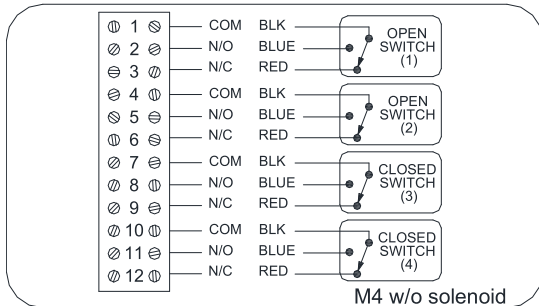
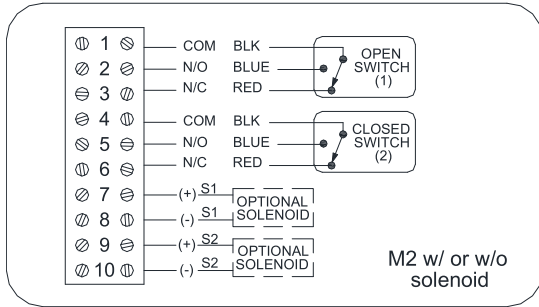


Switch Option M2/M4: SPDT Mechanical Switches

When installing units with M switches, a standard voltage ohm meter may be used to set the target cams by looking for continuity between the N/O and COMMON wires.

Wiring Diagrams



MATERIALS OF CONSTRUCTION	
OPTION M	
Switch Type	Mechanical
Sealed	No
Form	SPDT
Terminal Maximum wire size	4mm squared (14AWG)
Electrical Rating	10A@125VAC or 250VAC
Conforming to Standards	UL: 1054
Contact Resistance	15mΩmax. (initial)
Insulation Resistance	100MΩmin. (at 500V DC)
OPTION K	
Switch Type	Mechanical
Sealed	No
Form	SPDT
Terminal Maximum wire size	4mm squared (14AWG)
Electrical Rating	0.1A@125VAC MAX
Conforming to Standards	UL: 1054