

I Application

The SLR-A pump is a positive displacement lobe rotor pump designed to transfer abrasive products. The pump offers high performance and reliability. It is characterised by a reduced size, detachable connections and rectangular casing inlet.

The SLR-A pump is designed to pump olive mass. The main application is the transfer of the mass from the thermobeater to the decanter and the transfer of alperujo, solid olive-mill by-product, from the thermobeater to the decanter.

I Operating principle

The SLR-A pump basically consists of two wing-lobe rotors which rotate inside the casing without touching each other.

As the rotors rotate, the space between the lobes and the casing is successively filled with the product which is driven to the discharge nozzle displacing a fixed amount of product.

The pumped product forms a continuous stream due to the adjusted tolerances between the lobes and the pump casing, thus, ensuring an efficient pumping.

I Design and features

Close-coupled construction with elastic coupling.

Casing and covers with anti-wear plates.

Wing-lobes treated for work with abrasive products.

Lobes attached with hexagonal screws.


Detachable connections: DIN 11851.

Easy disassembly and maintenance.

Low maintenance service costs due to the anti-wear plates covering the parts in contact with the product.


90° adjustable casing and inlet/outlet.

Anti-wear parts



I Materials

Parts in contact with the product	Anti-wear material
Support	GG 25
Gaskets	NBR
Retainer	FPM



I Options

Various types of drive.
Vertical inlets.
Baseplate.

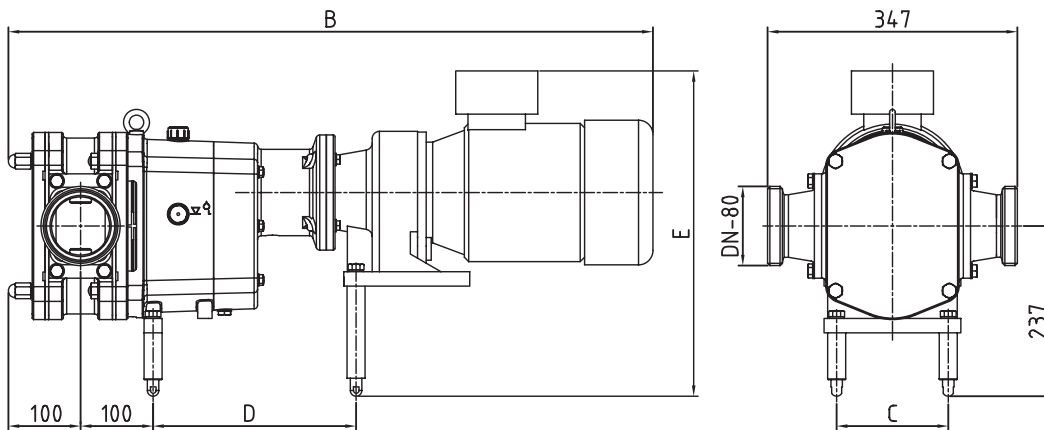
I Technical specifications

Max.flow 250 Tn/day
Max.pressure 6 bar
Max.working temperature 100 °C
Max.speed 190 rpm



DECANTER Tn/day	Pump model	Connections		Power		Speed	Flow ⁽¹⁾	Pressure
		inlet	outlet	CV	kW	rpm	kg/h	bar
60-100	SLR-A 3-90	80	80	3	2,2	66	3.920	4
100-150	SLR-A 3-90	80	80	5,5	4	93	5.520	4
150-250	SLR-A 3-90	80	80	7,5	5,5	148	8.750	4

(1) Flow depending on the density of the mass and moisture content.



TYPE	Power [kW]	Weight ⁽¹⁾ [kg]	B	C	D	E	Code
SLR-A 3-90	2,2	113	900	185	282	455	D7339-012206
SLR-A 3-90	4	120	920	185	282	465	D7339-014009
SLR-A 3-90	5,5	155	1065	175	319	480	D7339-015514

(1) Weight of the pump with the drive



The information contained in this brochure is for guidance only. We reserve the right to modify any material or feature without notice in advance. For further information, please, consult our web site. www.inoxpa.com



F16SLR-A.1.EN-0610