



Kämmer® Series 051000

Tank Flush Valve



Experience In Motion

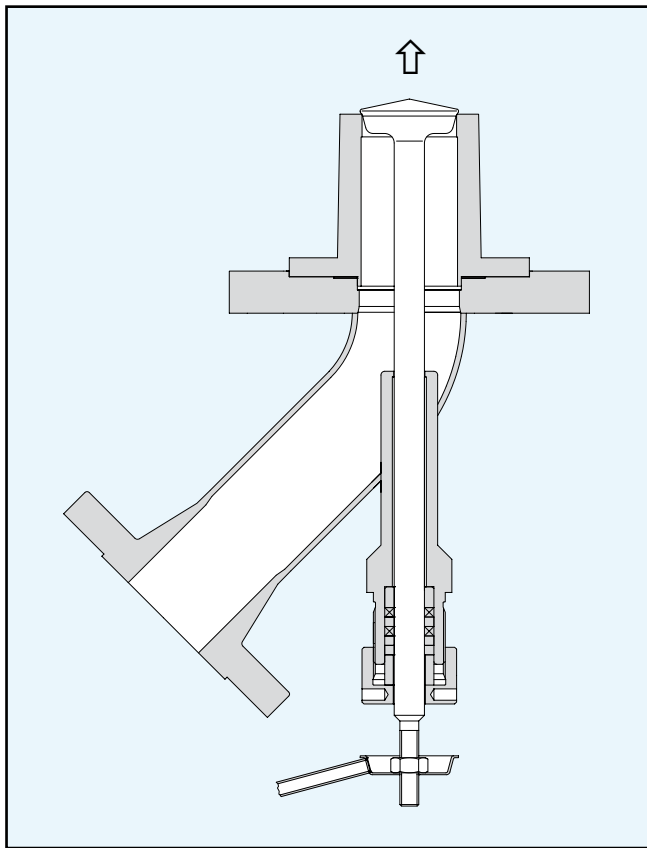
Kammer Series 051000

Description

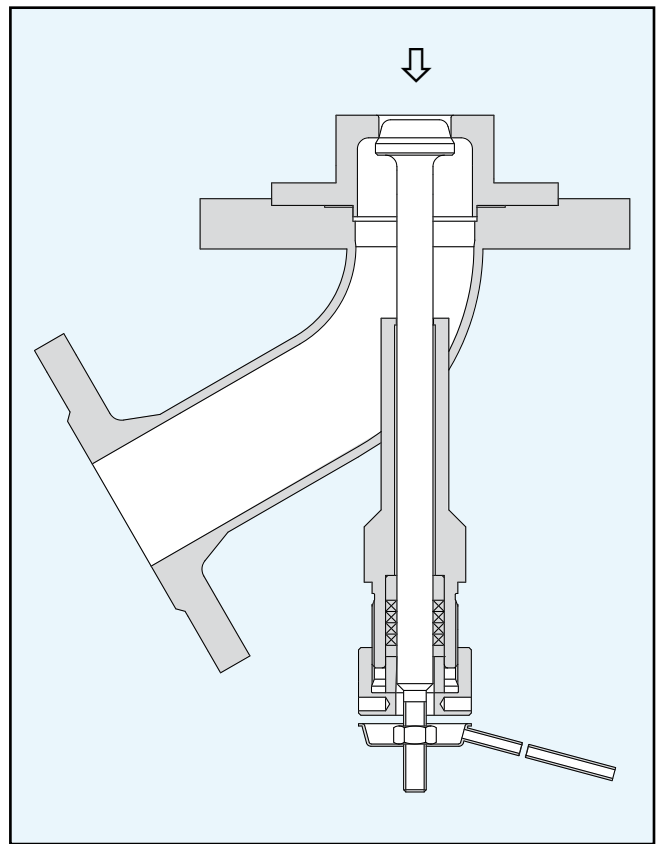
This unique valve is typically used for On-Off bottom drain tank applications, where flushing or fluid transfer is necessary. The valve mounts flush to the tank with a plug extending into the tank and with the seat ring flush with the inner wall of the tank.

The valve's compact, lightweight design is ideal for in-line maintenance under the tank. It can be specified with either a 45° or 60° outlet angle. Other options include bellows seal, normalising fins, a special pocket-free body, steam jacketing or a plug that retracts into the body (as opposed to the standard design with an extending plug).

The tank flush valve can also be supplied as a control valve.



Standard valve with extending plug



Special valve with retracting plug

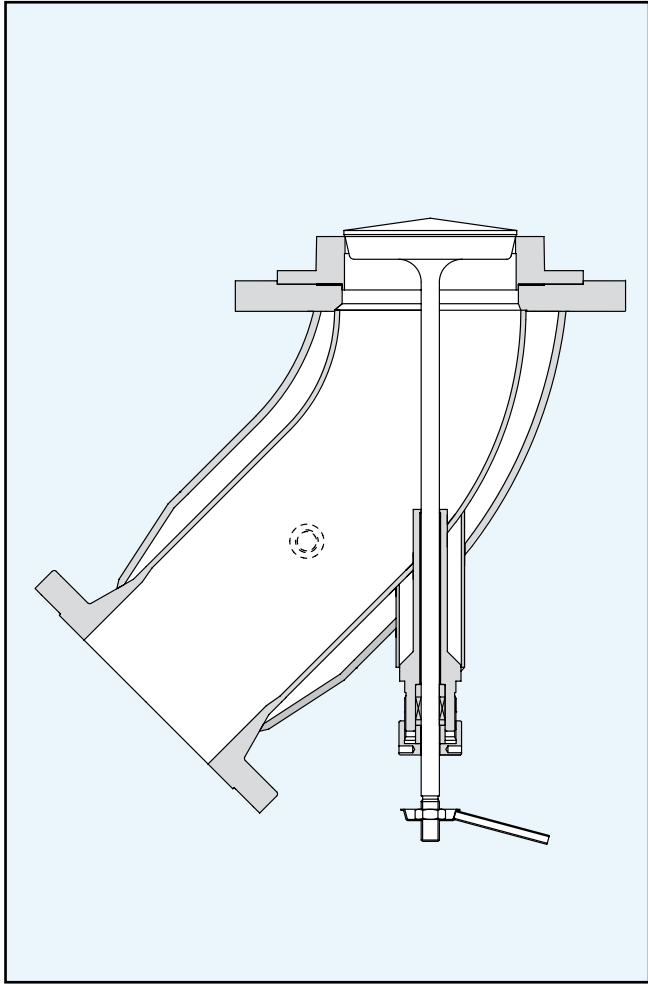
Kammer Series 051000

Technical Data

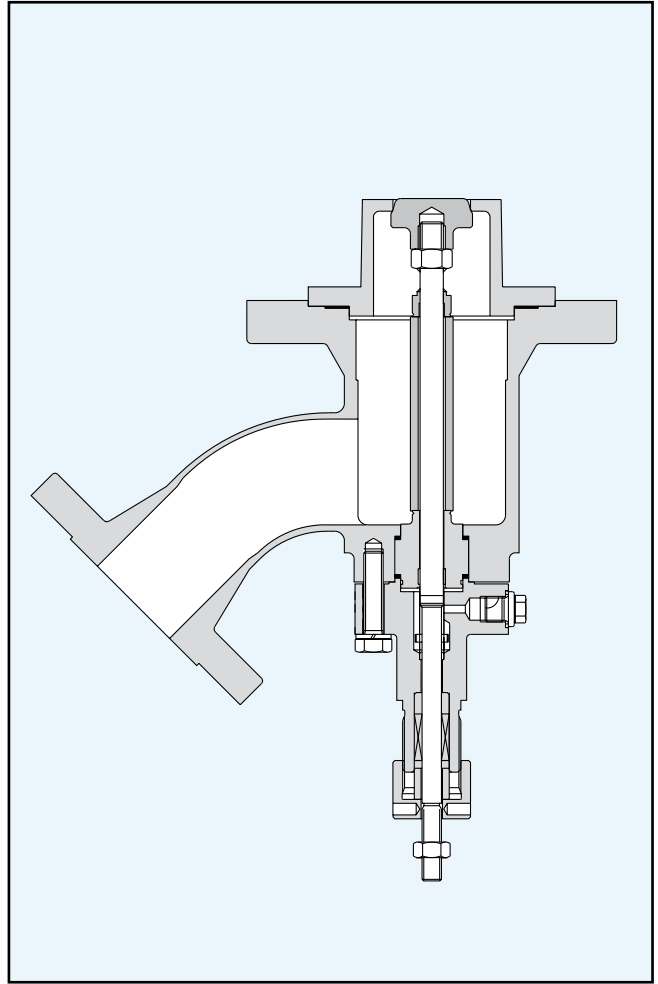
Valve body style	Tank flush valve
Characteristics	On-Off, Linear, Equal%
Seat leakage	≤ = 0.01% of C _{vs} -value, Class IV acc. to DIN IEC 534 - higher requirements on request
Body material	1.4571, other materials optional
Material for plug/seat ring	Same as body material
PTFE- soft seat T=max 150 °C (300 °F)	Plug with PTFE insert for tighter seating
Packing	PTFE for temperatures up to 200 °C (392 °F) Grafoil for temperatures over 200 °C (392 °F)
Body gasket	PTFE for temperatures up to 200 °C (392 °F) Grafoil for temperatures over 200 °C (392 °F)
Designs	Valve with extending plug, valve with retracting plug, normalising fins, bellows seal
Sizes	The outlet size is either smaller or the same size as the inlet, see table on page 6
Connections	ANSI Flanges Class 150 - 300
Outlet angle	45°, optional 60°
Seat ring height / seat diameter	30mm standard, other dimensions optional. Seat ring diameter made to customers request

Kammer Series 051000

Designs



Special valve with steam jacket



Special valve with bellows seal

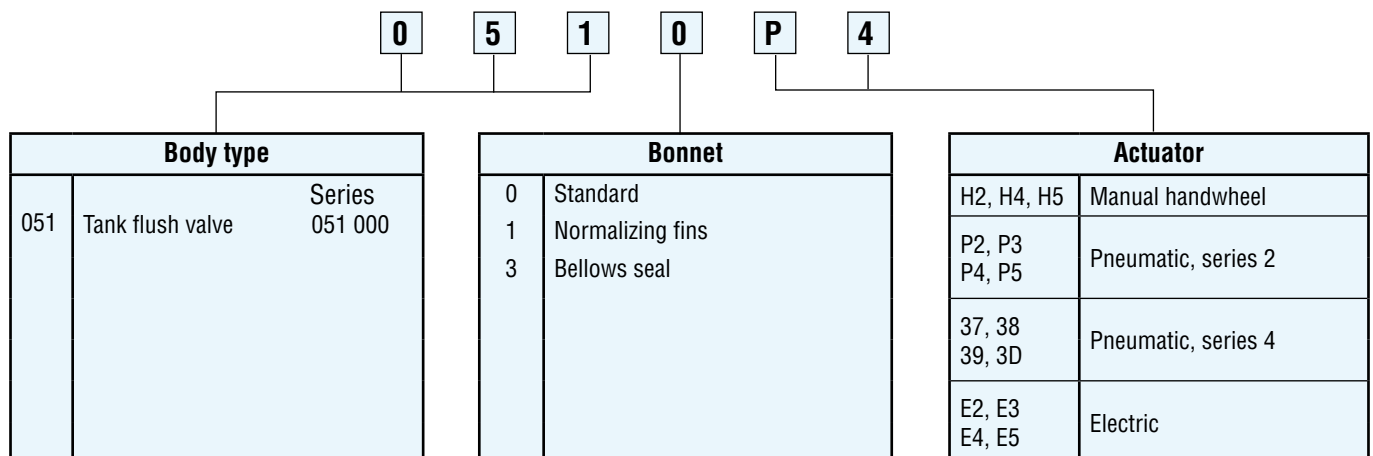
Kammer Series 051000

Sizes

ANSI Class 150/300	Standard sizes	C _{vs} max.*	Seat dimensions mm (in.)
1" / 1½"	X	4.7	16 (0.63)
1" / 1"		4.7	16 (0.63)
1½" / 1"		19	25 (0.98)
1½" / 1½"		29	32 (1.25)
2" / 1½"	X	47	40 (1.57)
2" / 2"		47	40 (1.57)
2½" / 2"	X	74	50 (1.97)
3" / 2"	X	74	50 (1.97)
2½" / 2½"		74	50 (1.97)
3" / 2½"	X	120	63 (2.48)
3" / 3"		120	63 (2.48)
4" / 3"	X	190	80 (3.15)
4" / 4"		190	80 (3.15)
6" / 4"	X	290	100 (3.94)
6" / 6"		470	125 (4.92)
8" / 6"	X	650	150 (5.91)

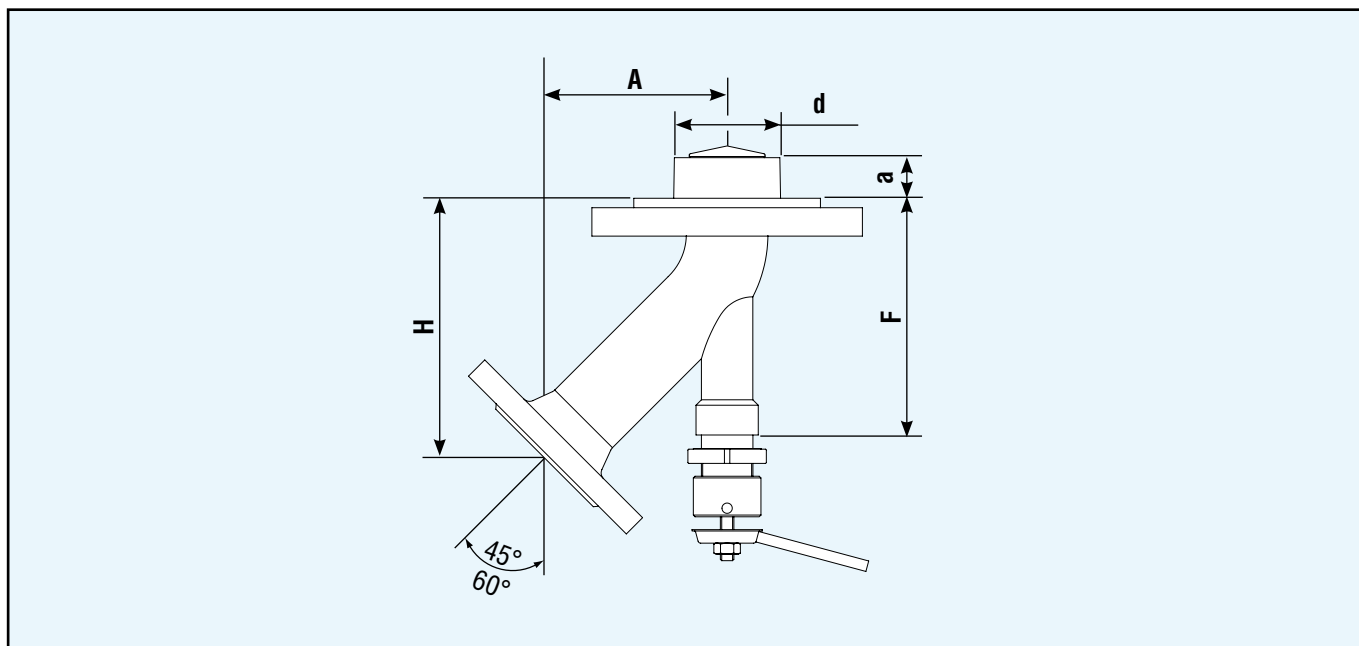
* C_{vs} values for standard extending plugs only. For special retracting plugs the K_{vs}/C_{vs} value is reduced by around 50%.

Valve Code



Kammer Series 051000

Dimensions mm (in.), Weight kg (lb.)



Valve sizes	Dimensions*				Weights*	
	A	H		F	ANSI-Flange Class	
		45°	60°		150	300
1" / ½"	85 (3.34)	110 (4.33)	95 (3.74)	95 (3.74)	4.5 (9.9)	6.0 (13.2)
2" / 1½"	125 (4.92)	175 (6.89)	130 (5.12)	130 (5.12)	6.5 (14.3)	8.0 (17.6)
2 ½" / 2"	130 (5.12)	185 (7.28)	145 (5.71)	180 (7.11)	9.0 (19.8)	11.5 (25.4)
3" / 2"	130 (5.12)	190 (7.48)	155 (6.10)	180 (7.11)	9.0 (19.8)	11.5 (25.4)
3" / 2½"	135 (5.31)	200 (7.87)	160 (6.30)	200 (7.87)	13 (28.7)	16 (35.3)
4" / 3"	140 (5.51)	210 (8.27)	170 (6.51)	215 (8.46)	17 (37.5)	23 (50.1)
6" / 4"	200 (7.87)	295 (11.69)	235 (9.25)	240 (9.45)	23 (50.1)	37 (81.6)
8" / 6"	250 (9.84)	375 (14.76)	305 (12.00)	340 (13.39)	41 (90.4)	60 (132.2)

* All dimensions refer to the standard valve design. Dimensions for normalising fins and bellows seals on request.

Tolerance for dimensions A and H ± 5 mm (0.2 in.)

Dimensions „a“ and „d“ are made to order.

Kammer Series 051000

Special Designs





Your contact:



FCD KMENBR5120-00 08/08

Flowserve Corporation has established industry leadership in the design and manufacture of its products. When properly selected, this Flowserve product is designed to perform its intended function safely during its useful life. However, the purchaser or user of Flowserve products should be aware that Flowserve products might be used in numerous applications under a wide variety of industrial service conditions. Although Flowserve can (and often does) provide general guidelines, it cannot provide specific data and warnings for all possible applications. The purchaser/user must therefore assume the ultimate responsibility for the proper sizing and selection, installation, operation, and maintenance of Flowserve products. The purchaser/user should read and understand the Installation Operation Maintenance (IOM) instructions included with the product, and train its employees and contractors in the safe use of Flowserve products in connection with the specific application.

While the information and specifications contained in this literature are believed to be accurate, they are supplied for informative purposes only and should not be considered certified or as a guarantee of satisfactory results by reliance thereon. Nothing contained herein is to be construed as a warranty or guarantee, express or implied, regarding any matter with respect to this product. Because Flowserve is continually improving and upgrading its product design, the specifications, dimensions and information contained herein are subject to change without notice. Should any question arise concerning these provisions, the purchaser/user should contact Flowserve Corporation at any one of its worldwide operations or offices.

© 2006 Flowserve Corporation, Irving, Texas, USA. Flowserve is a registered trademark of Flowserve Corporation.

Worldwide Regional Headquarters

Flowserve Corporation

Flow Control
1350 N. Mt. Springs Parkway
Springville, UT 84663
USA
Phone: +1 801 489 8611
Fax: +1 801 489 3719

Flowserve (Austria) GmbH

Control Valves - Villach Operation
Kasernengasse 6
9500 Villach
Austria
Phone: +43 (0)4242 41181 0
Fax: +43 (0)4242 41181 50

Flowserve India Controls Pvt. Ltd

Plot # 4, 1A, E.P.I.P, Whitefield
Bangalore Karnataka
India 560 066
Phone: +91 80 284 10 289
Fax: +91 80 284 10 286

Kämmer Products

Europe, Middle East, Africa, Asia, Pacific

Flowserve Essen GmbH

Manderscheidtstr. 19
45141 Essen
Germany
Phone: +49 (0)201 8919 5
Fax: +49 (0)201 8919 662

Kämmer Products

Americas

Flowserve (FCD)

Kämmer Valves INC.

1300 Parkway View Drive
Pittsburgh, Pa 15205
USA
Tel.: +1 412 787 8803
Fax: +1 412 787 1944